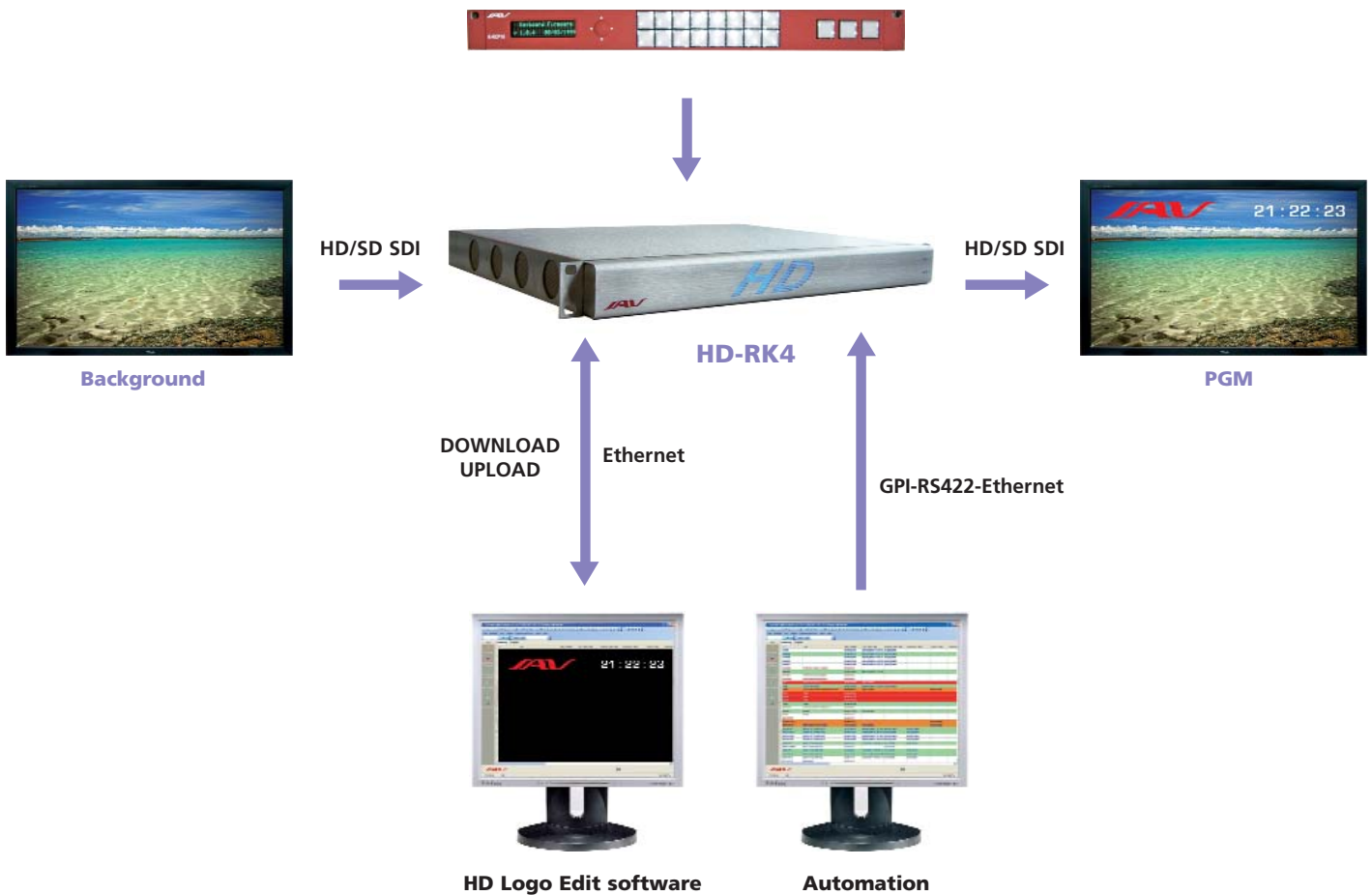


General

HD-CLOCK is a 4-layers SD/HD logo and digital clock generator board with built-in keyer. Each of the four layers can be used for static or animated logos and digital clocks. Digital clocks can be generated via graphics files or via the creating tool included in the editing software. Clocks can be synchronized by an external LTC signal. All the elements (logos and clocks) are loaded via the Ethernet port in BMP or TGA format. HD-CLOCK can be fitted in a rack frame that comes with automatic by-pass capability as standard and can host up to four boards in only 1U. This rack frame can also be fitted with any SAV HD boards.



HD-CLOCK



Description

- Broadcast Digital Clock and Logo Inserter
- Stores and inserts animated and static logos
- Stores and inserts digital clocks
- 4 simultaneous objects (logo, clock) can be keyed with independent fade control
- Automatic by-pass
- HD and SD compatibility
- Space saving: 1U 19" for 4 HD boards

Applications

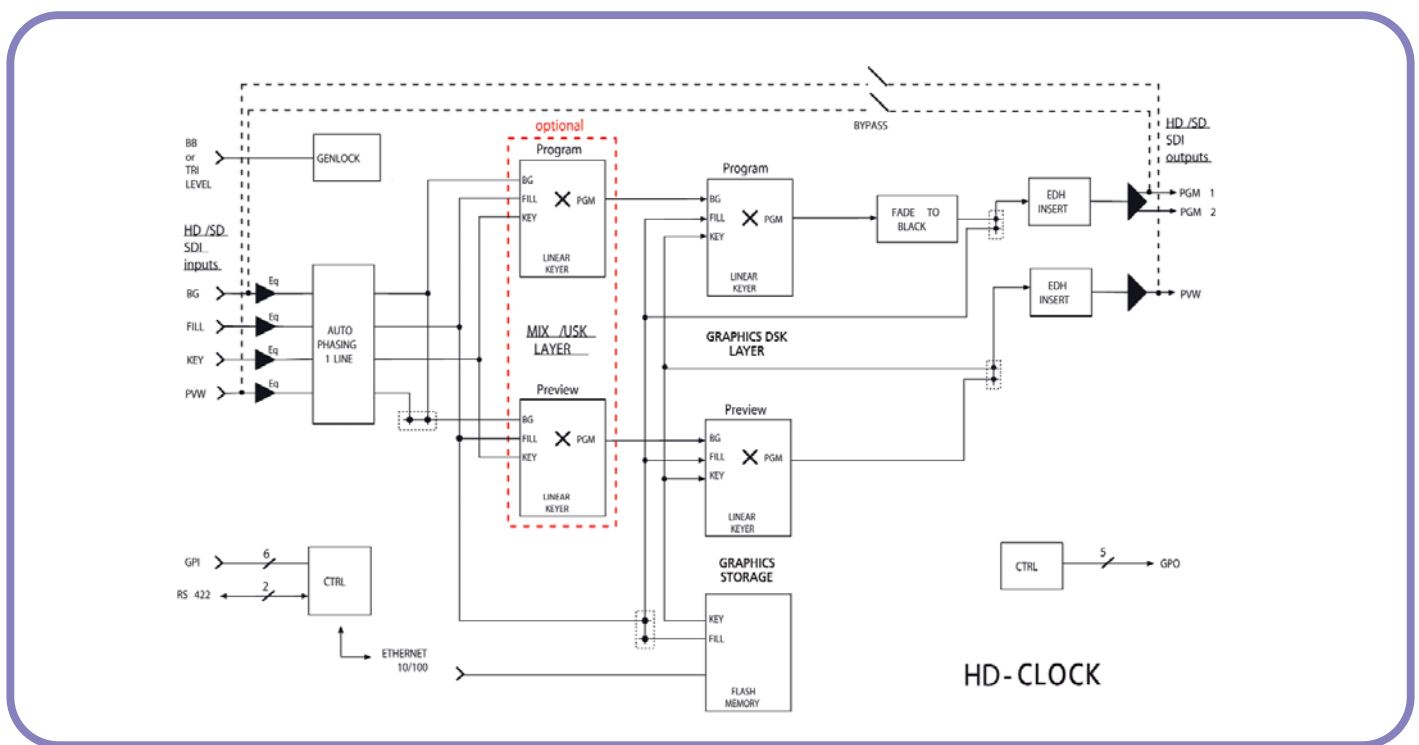
- Clock generation
- Branding applications
- Channel identification
- Full frame generator
- Test pattern storage

Clock Format

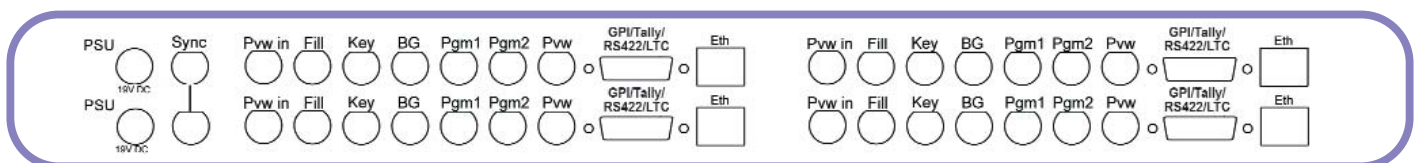
- HH:MM:SS
- HH:MM
- 24h or AM/PM

Specifications

- 4 layers Clock and Logo Generator
- Static and animated Logos
- Ethernet 10/100 base T Download
- 384 Mbytes of Flash Memory (64 full screen)
- Logos may have any size and any position with different transparencies
- Graphics formats supported: BMP, TARGA, TIF...
- Transparent for auxiliary data and embedded audio
- HD-CLOCK is multi standards:
 - > SD 625i (EBU BT601)
 - > SD 525i (SMPTE 125M)
 - > HD 1080i/50 (SMPTE 274M-6)
 - > HD 1080i/59.94 (SMPTE 274M-5)
 - > HD 720p/50 (SMPTE 296M-3)
 - > HD 720p/59.94 (SMPTE 296M-2)
- Internal 12 bits
- 1 SDI BG input with autophasing 1 line
- 2 SDI Program outputs
- 1 SDI Preview output
- Time reference input via LTC signal
- Optional extra level of keying (USK)
- Optional Dual Power supply for rack frame
Max 90W, 100V to 250V, 50/60Hz
- EDH insertion
- Automatic by-pass on PGM 1
- Reference sync with loop through
 - > Black burst sync for SD and HD
 - > Tri-level sync for HD
- Genlock with horizontal and vertical phasing
- Transition: Cut or Fade
- Fade to black on Program
- Remote Control Panel (options) to recall logo sequences and to reposition logos
- Virtual control Panel with Ethernet connection
- 6 GPI
- 5 GPO open collector pull-down Tally-Alarm
- Up to 4 boards in 1U-19" rack frame
- CE & FCC Part 15 compliant



Rear Panel HD-RK4



Related products

- **HD-RK4** : Rack frame (1U-19") for up to 4 boards with 1 power supply
- **K-RCP16** : Control Panel for 16 sequences
- **K-IP** : Ethernet control panel for several HD-CLOCK and HD-LOGO boards

Options

- **HD-LOGO-OPT1** : Extra layer of keying (USK)
- **RED-PW 90** : Extra power supply for redundancy